

**MAGIC BOOK**

**2**

**ACTIVITY BOOK**

**Volume 3**





**Το έντυπο αυτό δημιουργήθηκε στο πλαίσιο της Πράξης: «Νέες Πολιτικές Ξενόγλωσσης Εκπαίδευσης στο Σχολείο: Η Εκμάθηση της Αγγλικής στην Πρώιμη Παιδική Ηλικία» που υλοποιείται από το Εθνικό και Καποδιστριακό Πανεπιστήμιο Αθηνών, με ιδρυματική υπεύθυνη την καθηγήτρια Β. Δενδρινού, μέσω του Επιχειρησιακού Προγράμματος «Εκπαίδευση και Δια Βίου Μάθηση» και συγχρηματοδοτείται από την Ευρωπαϊκή Ένωση (Ευρωπαϊκό Κοινωνικό Ταμείο, Ε.Κ.Τ.) και από Εθνικούς Πόρους.**

**Ειδικότερα:**

- 1. Για την κατηγορία πράξης «Εφαρμογή ξενόγλωσσων προγραμμάτων σπουδών στην Πρωτοβάθμια & Δευτεροβάθμια εκπαίδευση», με κωδικό: 01.72.11.04, για την πράξη «Νέες Πολιτικές Ξενόγλωσσης Εκπαίδευσης στο Σχολείο: Η εκμάθηση της Αγγλικής σε Πρώιμη Παιδική Ηλικία – ΑΠ1», Κωδικός MIS 299506, η οποία εντάσσεται και χρηματοδοτείται στο πλαίσιο του Άξονα Προτεραιότητας 1: «Αναβάθμιση της ποιότητας της εκπαίδευσης και προώθηση της κοινωνικής ενσωμάτωσης στις 8 Περιφέρειες Σύγκλισης (ΑΝΑΤΟΛΙΚΗ ΜΑΚΕΔΟΝΙΑ – ΘΡΑΚΗ / ΘΕΣΣΑΛΙΑ / ΗΠΕΙΡΟΣ / ΙΟΝΙΑ ΝΗΣΙΑ / ΔΥΤΙΚΗ ΕΛΛΑΔΑ / ΠΕΛΟΠΟΝΝΗΣΟΣ / ΒΟΡΕΙΟ ΑΙΓΑΙΟ / ΚΡΗΤΗ)»**



- 2. Για την κατηγορία πράξης «Εφαρμογή ξενόγλωσσων προγραμμάτων σπουδών στην Πρωτοβάθμια & Δευτεροβάθμια εκπαίδευση», με κωδικό: 02.72.11.04, για την πράξη «Νέες Πολιτικές Ξενόγλωσσας Εκπαίδευσης στο Σχολείο: Η εκμάθηση της Αγγλικής σε Πρώιμη Παιδική Ηλικία – ΑΠ2» Κωδικός MIS 299512, η οποία εντάσσεται και χρηματοδοτείται στο πλαίσιο του Άξονα Προτεραιότητας 2: «Αναβάθμιση της ποιότητας της εκπαίδευσης και προώθηση της κοινωνικής ενσωμάτωσης στις 3 Περιφέρειες Σταδιακής Εξόδου (ΚΕΝΤΡΙΚΗ ΜΑΚΕΔΟΝΙΑ / ΔΥΤΙΚΗ ΜΑΚΕΔΟΝΙΑ / ΑΤΤΙΚΗ)»**
- 3. Για την κατηγορία πράξης «Εφαρμογή ξενόγλωσσων προγραμμάτων σπουδών στην Πρωτοβάθμια & Δευτεροβάθμια εκπαίδευση»,**

με κωδικό: 03.72.11.04, για την πράξη «Νέες Πολιτικές Ξενόγλωσσης Εκπαίδευσης στο Σχολείο: Η εκμάθηση της Αγγλικής σε Πρώιμη Παιδική Ηλικία – ΑΠ3» Κωδικός MIS 299514, η οποία εντάσσεται και χρηματοδοτείται στο πλαίσιο του Άξονα Προτεραιότητας 3: «Αναβάθμιση της ποιότητας της εκπαίδευσης και προώθηση της κοινωνικής ενσωμάτωσης στις 2 Περιφέρειες Σταδιακής Εισόδου (ΣΤΕΡΕΑ ΕΛΛΑΔΑ / ΝΟΤΙΟ ΑΙΓΑΙΟ)»



ΕΛΛΗΝΙΚΗ ΔΗΜΟΚΡΑΤΙΑ  
Εθνικό και Καποδιστριακό  
Πανεπιστήμιο Αθηνών



Ευρωπαϊκή Ένωση  
Ευρωπαϊκό Κοινωνικό Ταμείο



ΕΠΙΧΕΙΡΗΣΙΑΚΟ ΠΡΟΓΡΑΜΜΑ  
ΕΚΠΑΙΔΕΥΣΗ ΚΑΙ ΔΙΑ ΒΙΟΥ ΜΑΘΗΣΗ  
*επένδυση στην κοινωνία της γνώσης*  
ΥΠΟΥΡΓΕΙΟ ΠΑΙΔΕΙΑΣ ΚΑΙ ΘΡΗΣΚΕΥΜΑΤΩΝ  
ΕΙΔΙΚΗ ΥΠΗΡΕΣΙΑ ΔΙΑΧΕΙΡΙΣΗΣ

Με τη συγχρηματοδότηση της Ελλάδας και της Ευρωπαϊκής Ένωσης



ΕΣΠΑ  
2007-2013  
πρόγραμμα για την ανάπτυξη  
ΕΥΡΩΠΑΪΚΟ ΚΟΙΝΩΝΙΚΟ ΤΑΜΕΙΟ

**Η αξιολόγηση, η κρίση των προσαρμογών και η επιστημονική επιμέλεια του προσαρμοσμένου βιβλίου πραγματοποιείται από τη Μονάδα Ειδικής Αγωγής του Ινστιτούτου Εκπαιδευτικής Πολιτικής.**

**Η προσαρμογή του βιβλίου για μαθητές με μειωμένη όραση από το ΙΤΥΕ – ΔΙΟΦΑΝΤΟΣ πραγματοποιείται με βάση τις προδιαγραφές που έχουν αναπτυχθεί από ειδικούς εμπειρογνώμονες για το ΙΕΠ.**

**ΠΡΟΣΑΡΜΟΓΗ ΤΟΥ ΒΙΒΛΙΟΥ  
ΓΙΑ ΜΑΘΗΤΕΣ  
ΜΕ ΜΕΙΩΜΕΝΗ ΟΡΑΣΗ**

---

**ΙΤΥΕ - ΔΙΟΦΑΝΤΟΣ**



**Επιστημονική Υπεύθυνη Έργου:**  
**Βασιλική Δενδρινού**

**Επιστημονική Επιμέλεια και Συντο-  
νισμός Συγγραφής Εγχειριδίου:**  
**Θωμαή Αλεξίου & Μαρίνα Ματθαι-  
ουδάκη**

**Συγγραφική ομάδα:**

**Θωμαή Αλεξίου**

**& Μαρίνα Ματθαιουδάκη**

**Μέλη Δ.Ε.Π., Τμήμα Αγγλικής Γλώσ-  
σας και Φιλολογίας, Α.Π.Θ.**

**Θωμάς Ζαπουνίδης  
Ιωάννα Ζιάκα  
Κατερίνα Καϊκτσή  
Βάνα Κουταλακίδου  
Χρύσα Λασκαρίδου  
Νίκος Τσιαδήμος**

**Εκπαιδευτικοί ΠΕ06, 3ου Δημοτικού  
Σχολείου Ευόσμου, Πρότυπου Πειρα-  
ματικού Σχολείου Τμήματος Αγγλικής  
Γλώσσας και Φιλολογίας, Α.Π.Θ.**

**Συνεργάτες δημιουργίας υλικού:**

**Catherine Moss**

**Lisa Murray**

**Σκιτσογράφος-Γραφίστας:**

**Αλέξανδρος Ταγαρίδης**

**Μουσική επιμέλεια-Σύνθεση:**

**Βασιλική Κωνσταντίνου**

## **Μουσικοί:**

**Δημήτρης Θωμάς – Τύμπανα**

**Παναγιώτης Έντβιν Παναγιώτη -  
Φλάουτο, φλογέρα soprano,  
φλογέρα sopranino**

**Κων/νος Παπαγιαννίδης - Ούτι,  
λαούτο, μαντολίνο**

**Σπυρίδων Φιλιππίδης - Κλασική  
κιθάρα, ηλεκτρική κιθάρα, ηλεκτρικό  
μπάσο**

## **Διόρθωση κειμένων:**

**James Milton**

## **Γραμματειακή υποστήριξη:**

**Mona Siksek**

## **Ηχολήπτης/studio:**

**Polytropa (Αθανάσιος Καζαντζής)**

## **Φυσικοί ομιλητές στα ηχητικά αρχεία:**

**Robert Alcock**

**Edgar Joycey**

**Joanne Nikolaidis**

**Nicola Rehling**

**Chrissie Taylor**

## **Τραγουδούν οι:**

**Κυβέλη Κάππου**

**Σίσσυ Νικολαΐδου**

**Γιώργος Τσιβρανίδης**

**Θοδωρής Τσιβρανίδης**

**Evelyn Charalabides**

**ISBN: 978-960-06-4447-0**






# Unit 6: The emperor's new clothes

## Unit 6

# The emperor's new clothes

## Lesson 1: Nothing looks right

# Unit 6: The emperor's new clothes



# Unit 6: The emperor's new clothes

## 1. Read and match.



Is the emperor here?

What are you doing in there?

Those trousers and shoes are ready for you to choose.

Oh, I have nothing to wear.


This orange suit looks nice, Sir.

Who's there?

# Unit 6: The emperor's new clothes




2. Look and write.




C **lothes** ..... on the floor,

some more on the door.





T ..... here and there,




some s ..... on the chair.

# Unit 6: The emperor's new clothes



These j ..... and s .....,



those trousers and s .....

are ready for you to choose.

# Unit 6: The emperor's new clothes



3. Write and colour.



1. r \_ \_ \_ hat


2. g \_ \_ \_ \_ jacket

3. p \_ \_ \_ \_ \_ trousers

4. o \_ \_ \_ \_ \_ socks

5. b \_ \_ \_ \_ \_ shoes


# Unit 6: The emperor's new clothes




# Unit 6: The emperor's new clothes




4. Find the missing words.



1. These trousers are ..... **dark** .....



2. These ants are .....



3. These trousers are .....



4. These bags are .....



5. These weasels are .....




6. These crickets are .....




# Unit 6: The emperor's new clothes

~~dark-bright~~, hot-cold, long-short,  
small-big, fat-thin, full-empty



but those trousers are.....**bright**.....




but those kangaroos are.....




but those trousers are.....



but those bags are.....



but those weasels are .....



but those crickets are .....

# Unit 6: The emperor's new clothes

## Lesson 2: The emperor's special suit

### 1. Read and match.



1. Is my special suit ready?
2. Here's the jacket, Sir.
3. It's brown and pink,
4. We are tailors and
5. Only clever people
6. I can't see anything.

- a. can't you see?
- b. can see it.
- c. You can put it on.
- d. Am I a fool?
- e. I need it for the festival.
- f. we can make a special suit for you.

1- e 2-      3-      4-      5-      6-

# Unit 6: The emperor's new clothes

## 2. Circle the odd one out.



1. pink, **flower**, orange, yellow

2. shoes, pond, tree, grass

3. shirt, suit, jacket, black

4. emperor, captain, tailor, parrot

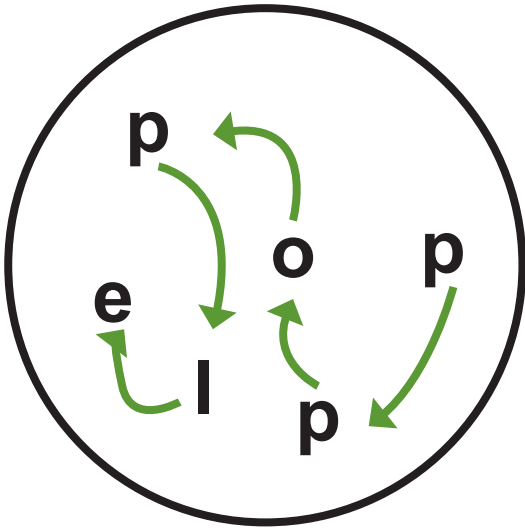
5. squirrel, wall, door, floor

6. long, socks, short, bright

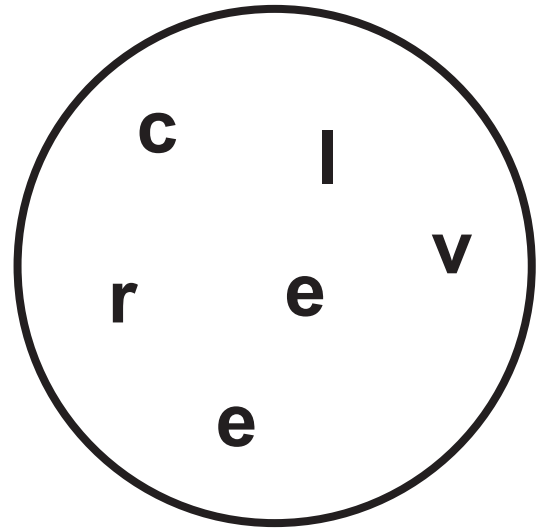
# Unit 6: The emperor's new clothes




## 3. Find and write.



1. **people** .....



2. ....

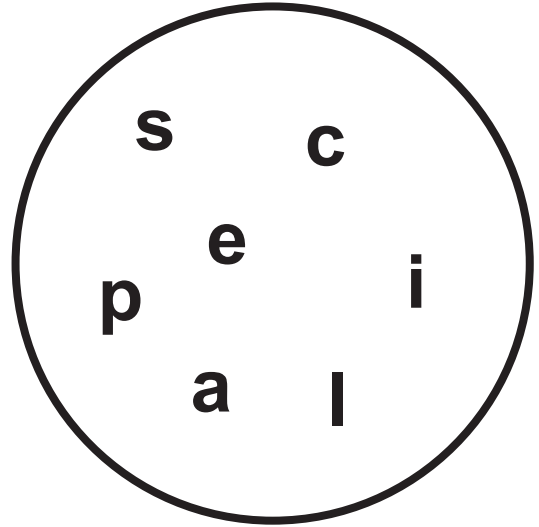


3. ....

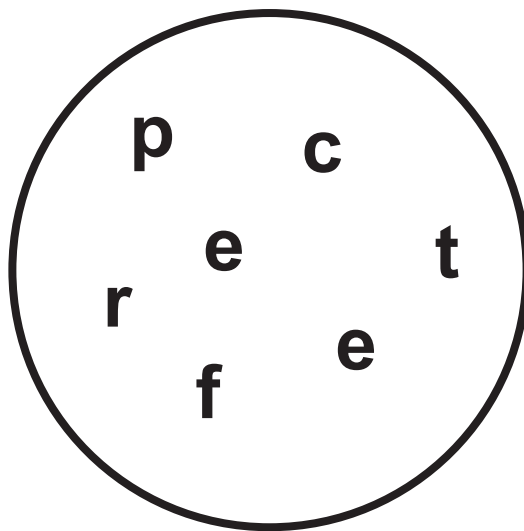
# Unit 6: The emperor's new clothes



4. ....



5. ....




6. ....

# Unit 6: The emperor's new clothes



## 3. Find and write.



1. They make clothes.
2. Not dark
3. Put on
4. Jacket and trousers together
5. Not short
6. Not a clever person
7. Not long
8. Shirts, suits and jackets are...

# Unit 6: The emperor's new clothes

## Lesson 3: At the festival

1. Circle the phrases.



what are you doing you're right

who's this nice to meet you

the emperor

thanks a million great idea

my respect here comes

thanks a million great idea respect my  
right here comes the emperor who's  
this nice to meet you what are you doing  
you're right

# Unit 6: The emperor's new clothes



2. Listen and tick.



	emperor	tailor
1	✓	
2		
3		
4		
5		
6		



# Unit 6: The emperor's new clothes

# Unit 6: The emperor's new clothes



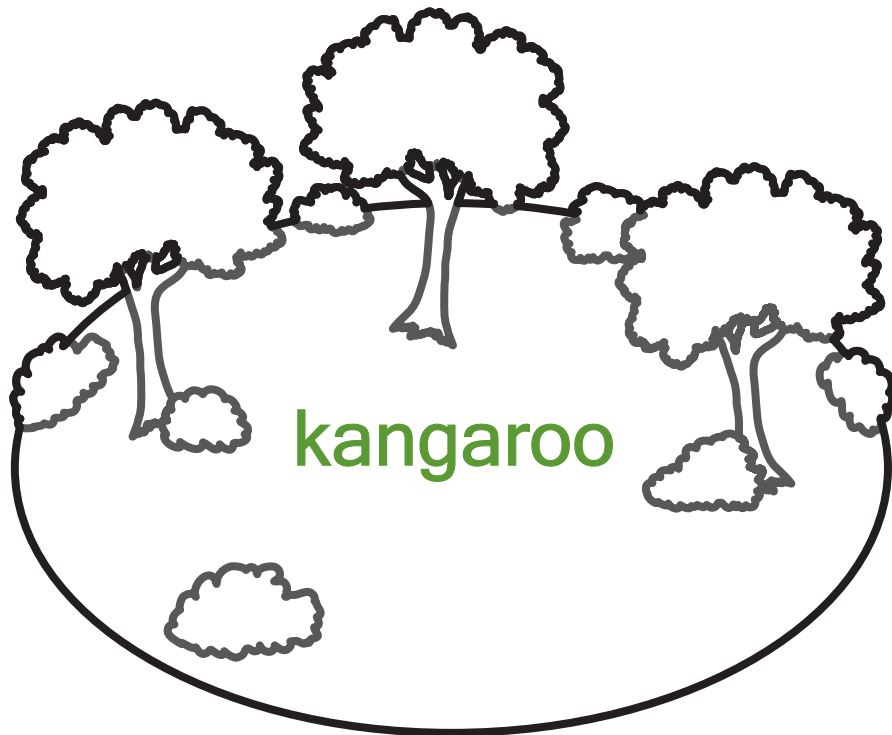
3. Put the words in the correct groups.



~~jacket~~ ~~cheese~~ ~~kangaroo~~  
~~living room~~ hat mole socks shirt  
bedroom weasel cookies lollipops  
kitchen nuts panda chocolate  
bathroom trousers monkey




# Unit 6: The emperor's new clothes




# Unit 6: The emperor's new clothes



4. Colour the words to find the phrase.



- 1. blue
- 2. red
- 3. green
- 4. pink



# Unit 6: The emperor's new clothes

## Art time!

Choose clothes for the Emperor to wear. Draw and colour them.



# Unit 6: The emperor's new clothes

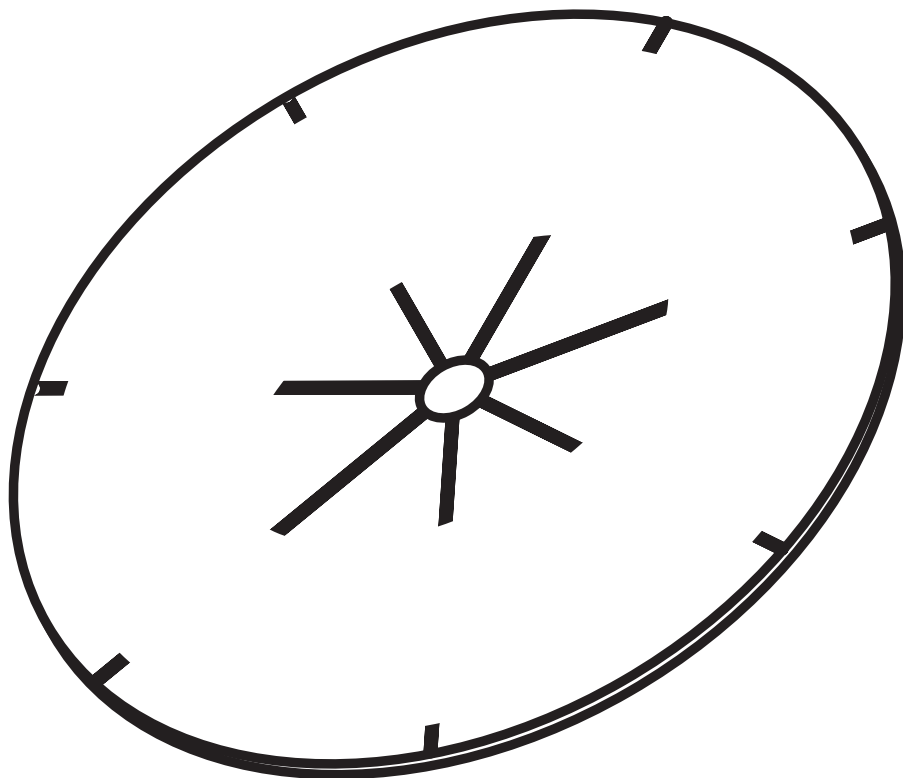
## Project



**Design your own spin wheel with clothes and colour them.**



**You can find it on page 135/105.**



# Unit 6: The emperor's new clothes

## Unit evaluation

How many stars for...?


The story



Songs and rhymes



Games / puzzles



# Unit 6: The emperor's new clothes

Which are your favourite words and phrases? Write and say.



.....

.....

.....

.....

.....



# Unit 7: Arthur and his family

## Unit 7 Arthur and his family

### Lesson 1: Play with me

# Unit 7: Arthur and his family

## 1. Read and match.



**Grandmother elf always cooks meals in the kitchen!**

**Sister elf and brother elf read their favourite books in their bedroom!**





**Little Arthur wants to play with his family.**

**Grandfather elf usually listens to music in the living room.**

**Father elf usually helps in the house.**

**Mother elf often plants flowers in the garden.**

# Unit 7: Arthur and his family



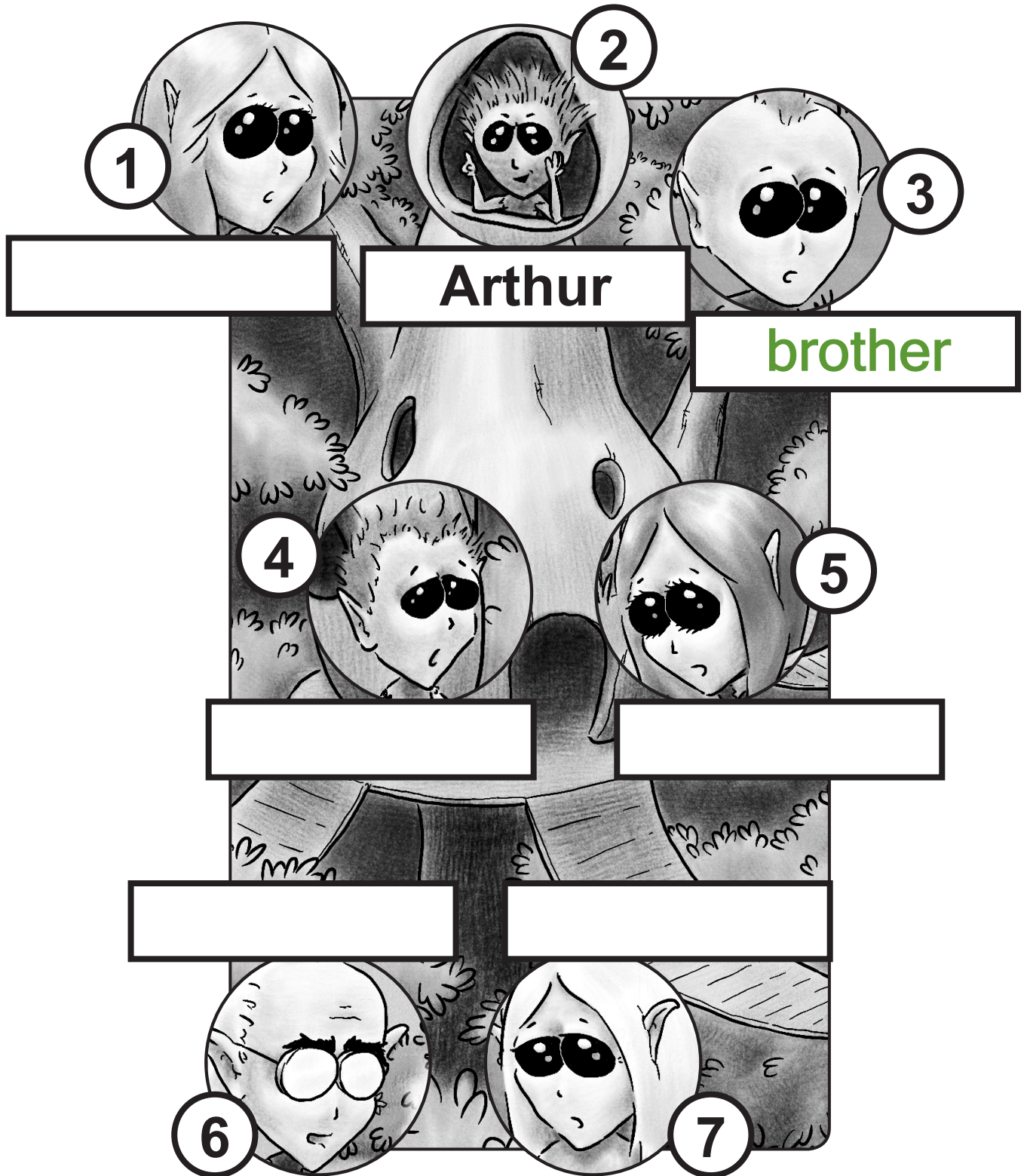
# Unit 7: Arthur and his family



2. Circle the words and write them under the correct picture.

F	A	G	I	R	A	G	O	R	T
T	G	S	O	S	G	R	E	M	R
E	R	I	T	H	N	A	D	O	T
F	A	T	H	E	R	N	M	T	I
I	N	A	G	F	N	D	O	H	B
O	D	I	S	T	E	M	T	E	R
G	F	D	A	N	F	O	A	R	O
S	A	G	B	R	O	T	H	E	R
R	T	H	N	A	R	H	E	S	A
O	H	S	I	S	T	E	R	I	T
R	E	I	S	E	E	R	I	S	E
A	R	F	A	T	M	O	R	E	R

# Unit 7: Arthur and his family











# Unit 7: Arthur and his family



3. Listen and write the numbers.



# Unit 7: Arthur and his family



4. Now write about  
**YOU** and your **FAMILY**.

I always **listen to music in my bedroom** .....

I always .....

I usually .....

I often .....

My mother **often helps in the house** .....

My .....

My .....

My .....

# Unit 7: Arthur and his family



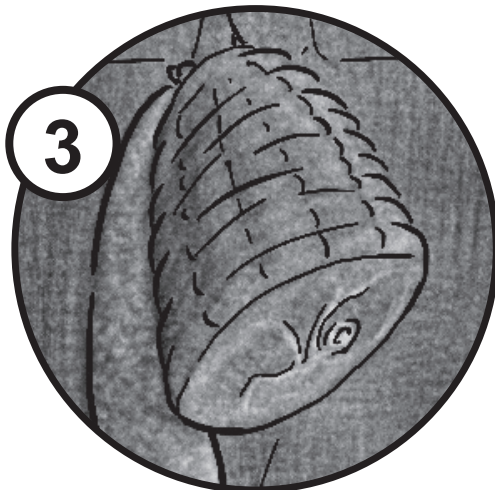
5. Break the code and find the magic word.



— — —



— — —




h a m




# Unit 7: Arthur and his family



-----



-----



-----

-----	-----	<u>m</u>	-----	-----	-----
1	2	3	4	5	6

# Unit 7: Arthur and his family


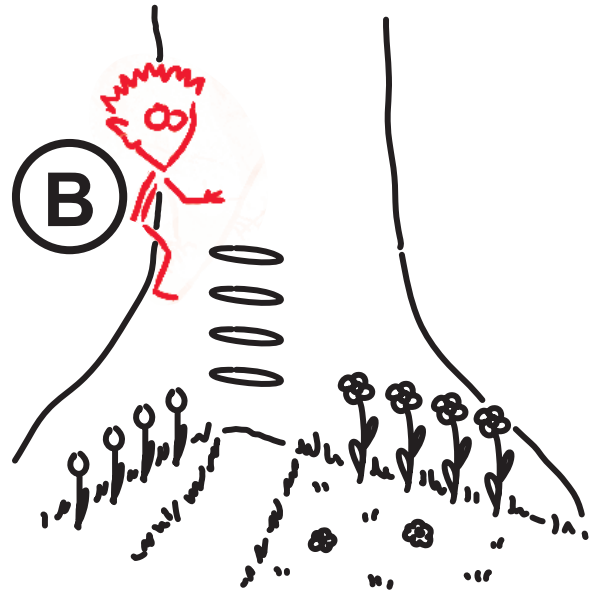
## Lesson 2: We can't find Arthur!

### 1. Read and match.



1. Arthur plays basketball with his friends in the garden.
2. He climbs trees in the garden.
3. He rides his bike in the park every day.
4. He plays on the slide and swing every evening.
5. He swims in the pond every morning.

# Unit 7: Arthur and his family




# Unit 7: Arthur and his family



2. Do the crossword.




1.



2.




3.



4.




5.

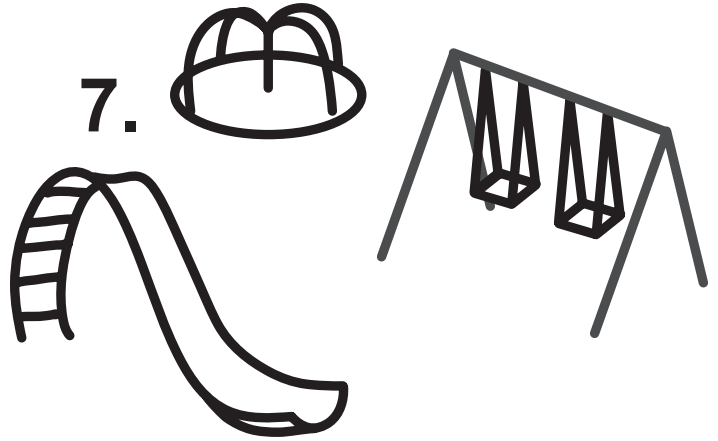


# Unit 7: Arthur and his family

6.



7.



1. treehouse

2.

3.

4.

5.

6.

7.

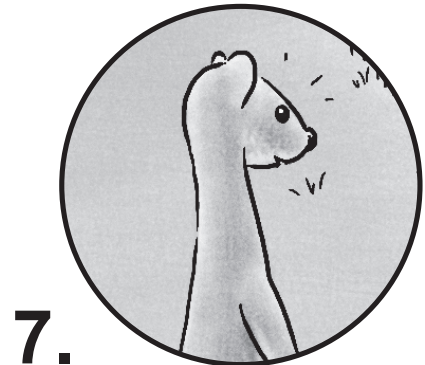
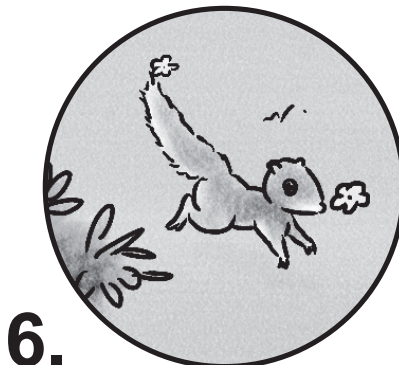
						t		
						r		
						e		
						e		
						h		
						o		
						u		
						s		
						e		

# Unit 7: Arthur and his family









**3. What are their favourite places? Match and say.**

**Kelly's favourite place is the treehouse.**






# Unit 7: Arthur and his family



# Unit 7: Arthur and his family

## 4. What about you?




	OFTEN	USUALLY	ALWAYS
1.			
2.			
3.			
4.			
5.			
6.			




# Unit 7: Arthur and his family


1.




2.




3.



4.



6.



5.



# Unit 7: Arthur and his family

## Lesson 3: My favourite place

### 1. Who's this?

Read and match.




1. He likes playing hide and seek but he doesn't like playing alone.
2. He likes eating the right kind of food.
3. He likes sailing and doing puzzles.
4. She likes playing with her friends but she doesn't like fighting.
5. He likes saving for a rainy day.
6. He likes singing but he doesn't like working in the summer.
7. He likes eating all the goodies.
8. He likes wearing new clothes.
9. He likes sleeping.

# Unit 7: Arthur and his family

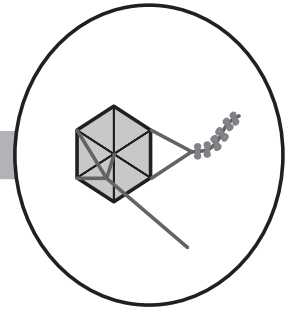


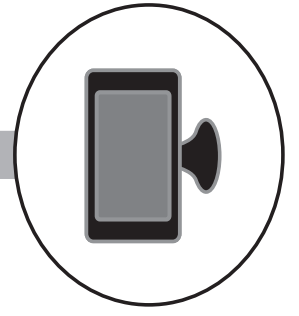
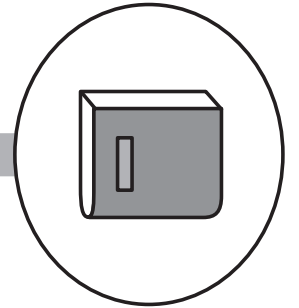




# Unit 7: Arthur and his family



2. Find and say.

Brother elf likes listening to music.



# Unit 7: Arthur and his family

# Unit 7: Arthur and his family



## 3. Can you remember?



He likes flying kites.

He doesn't like dancing.



He doesn't like climbing trees.

He doesn't like watching tv.



He likes sailing.

He likes colouring.



He doesn't like drawing.

He likes eating chocolate.




## 4. Circle the words and find the magic phrase.



## Unit 7: Arthur and his family

Follow the maze to find Arthur.

He doesn't like playing hide and seek.	He likes cooking.	➔
He likes working.	He doesn't like helping in the house.	➔
He likes running.	He doesn't like reading books.	➔
He doesn't like walking.	He likes jumping.	➔



Here I am!


What I like most is playing games with my family



# Unit 7: Arthur and his family

**Art time!**

**This is my family! Stick the pictures on the tree.**





# Unit 7: Arthur and his family

**Create your own family photo.**




**You can find it on page 137/107.**

## Project



**What do you like most?  
Show it in a class poster.**



# Unit 7: Arthur and his family

## Unit evaluation

How many stars for...?


### The story



### Songs and rhymes



### Games / puzzles



# Unit 7: Arthur and his family

Which are your favourite words and phrases? Write and say.



.....

.....

.....

.....

.....

# Unit 8: Daedalus and Icarus

## Unit 8

# Daedalus and Icarus

## Lesson 1: The palace of Minos



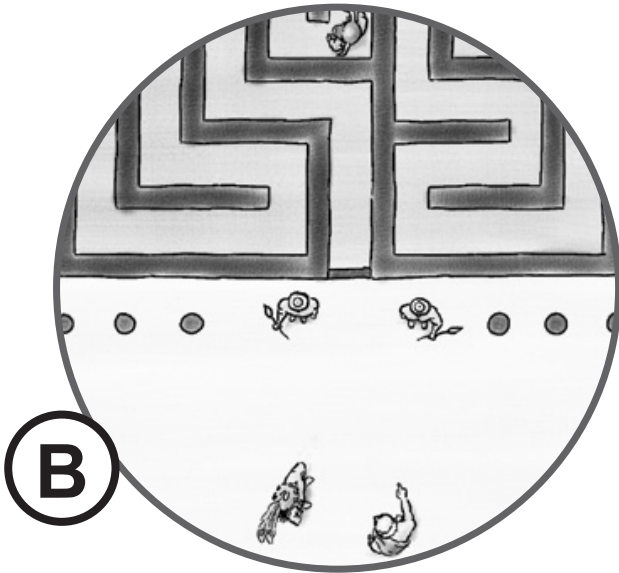


**1. Match the pictures with the phrases.**



- 1. No one can escape from that huge maze.**
- 2. Guards! Put them in prison right away!**
- 3. King Minos, your palace is ready.**
- 4. He's got a bull's head and a man's body.**
- 5. I can go back home with my son, Icarus.**
- 6. Nice work, Daedalus. Thank you!**




# Unit 8: Daedalus and Icarus




# Unit 8: Daedalus and Icarus





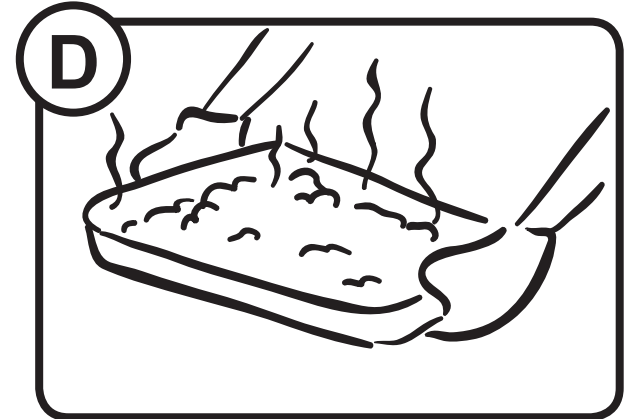

## 2. Safe or dangerous? Choose and write.



dangerous

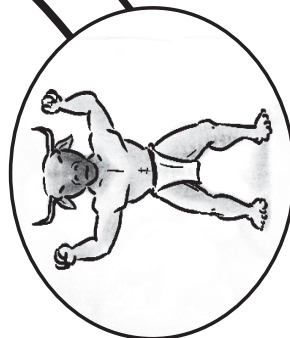

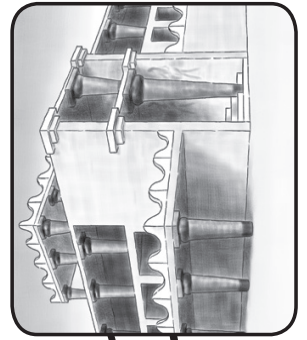






safe



# Unit 8: Daedalus and Icarus

3. Match and write.



# Unit 8: Daedalus and Icarus



## 4. Choose and write.

Hello, I'm the **Minotaur** ..... 1.

I'm a dangerous ..... 2.

I've got a ..... 's head 3.





and a man's ..... 4.

I live in a huge ..... 5.





# Unit 8: Daedalus and Icarus



# Unit 8: Daedalus and Icarus

## Lesson 2: In prison

1. Match the pictures with the phrases.




...can get away from here.

...a lot of feathers on the floor.

...a brilliant idea!

...can we do that?

~~...can have a palace like this.~~



King Minos is greedy. Nobody  
can have a palace like this.


# Unit 8: Daedalus and Icarus

**We have to find a way to escape.**



**How** .....

**Look! We can escape through that window.**



**It's too high! Only birds** .....

.....



# Unit 8: Daedalus and Icarus

Let's make them.  
We need some  
feathers.



There are .....

What about wax?



That's .....



# Unit 8: Daedalus and Icarus



## 3. Circle the words.

f	q	e	w	r	p	r	e	s	t
l	i	j	l	h	n	t	o	r	e
y	s	q	a	t	e	l	q	e	s
t	t	k	w	n	e	z	w	s	c
l	i	r	v	b	d	q	h	g	a
q	c	w	m	f	i	n	d	m	p
u	k	c	k	v	q	k	c	t	e
u	a	r	b	p	w	r	i	q	w
s	c	l	i	m	b	o	w	y	e
e	e	u	q	z	l	e	a	v	e

~~climb~~, rest, find, use, leave, stick,  
escape, fly, need


# Unit 8: Daedalus and Icarus



# Unit 8: Daedalus and Icarus



## 4. Find and write.



This is a ..... **palace** ..... nice but  
we have to find a way to escape.  
We can escape through that



wax, wings, feathers, window,  
~~palace~~, floor

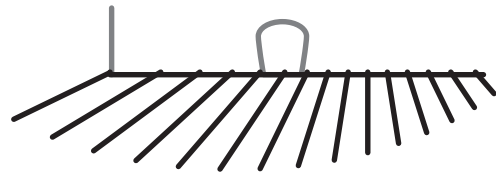
# Unit 8: Daedalus and Icarus




..... . We can fly. We need



some ..... . There are a lot



of feathers on the .....



We need some ..... to

stick them together. Good! Our



..... are ready. Now, let's

rest. We'll fly early in the morning.

# Unit 8: Daedalus and Icarus

## Lesson 3: Icarus in the sea

### 1. True or false?



1. The sun will melt the wax.

T  F

2. Wow! Our wings are so small!

T  F

3. Don't fly near the sun.

T  F

4. The palace is huge.

T  F

5. I'm flying like a bird.

T  F

6. Be careful! You're getting close to the sea.

T  F

# Unit 8: Daedalus and Icarus

# Unit 8: Daedalus and Icarus


## 2. Write the words.



Icarus is  
f l y i n g .



He's f \_ \_ \_ \_ \_  
like a bird.



He's g \_ \_ \_ \_ \_  
close to the sun.

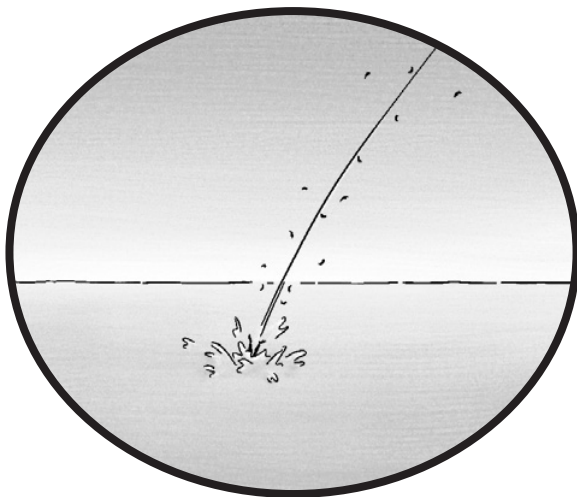
## Unit 8: Daedalus and Icarus



The wax is  
m \_ \_ \_ \_ \_ .



Oh, no! He's  
f \_ \_ \_ \_ \_ down.



He is f \_ \_ \_ \_ \_  
into the sea.



# Unit 8: Daedalus and Icarus



3. Do the crossword and find Daedalus' son.



1.



4.



2.




5.



3.

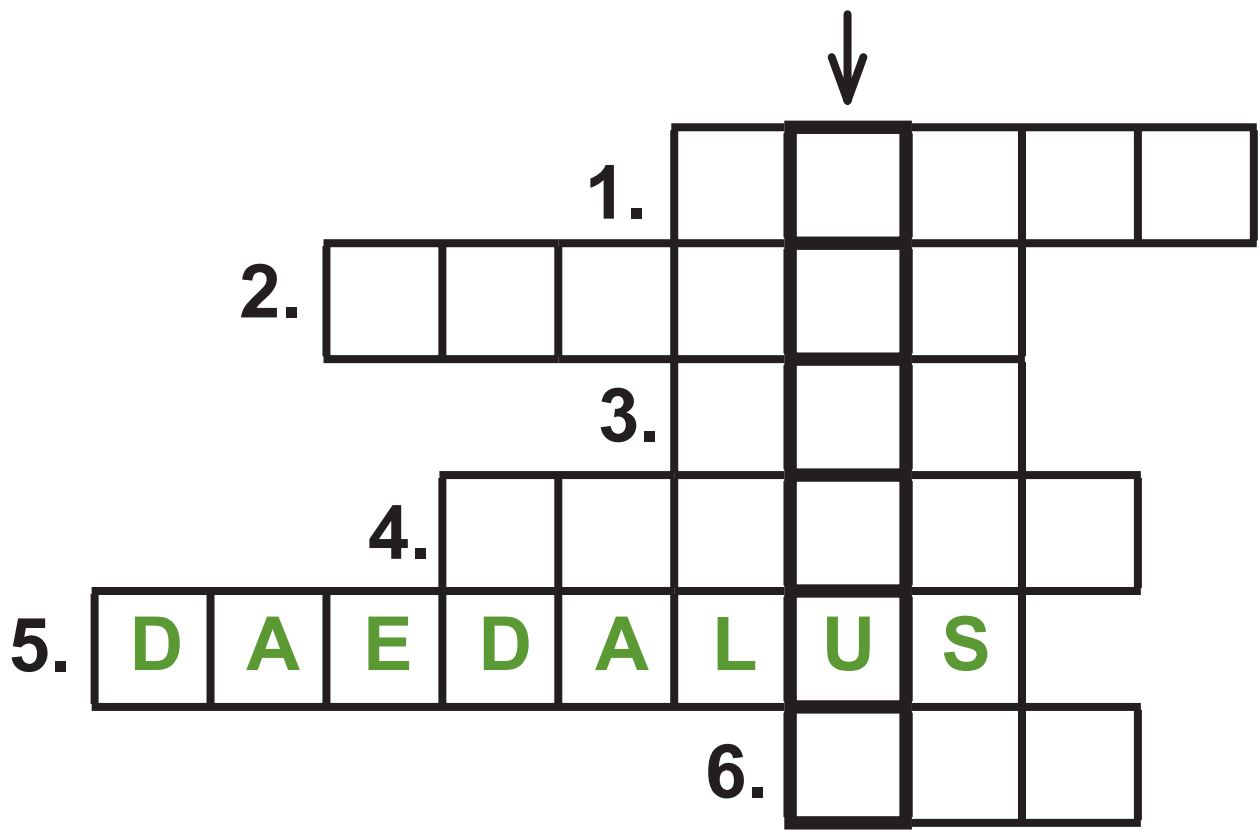


6.






# Unit 8: Daedalus and Icarus



u

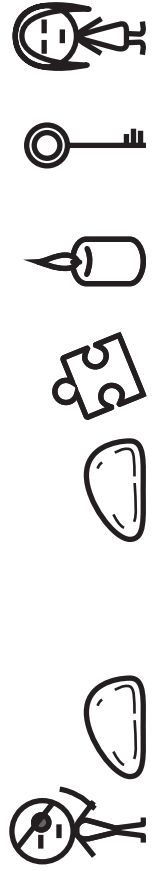



# Unit 8: Daedalus and Icarus



4. Can you find the magic phrase?

A	B	C	D	E	F	G	H	I	J	K	L	M
N	O	P	Q	R	S	T	U	V	W	X	Y	Z



# Unit 8: Daedalus and Icarus

**Art time!**

**Make your own wings using different things.**



# Unit 8: Daedalus and Icarus

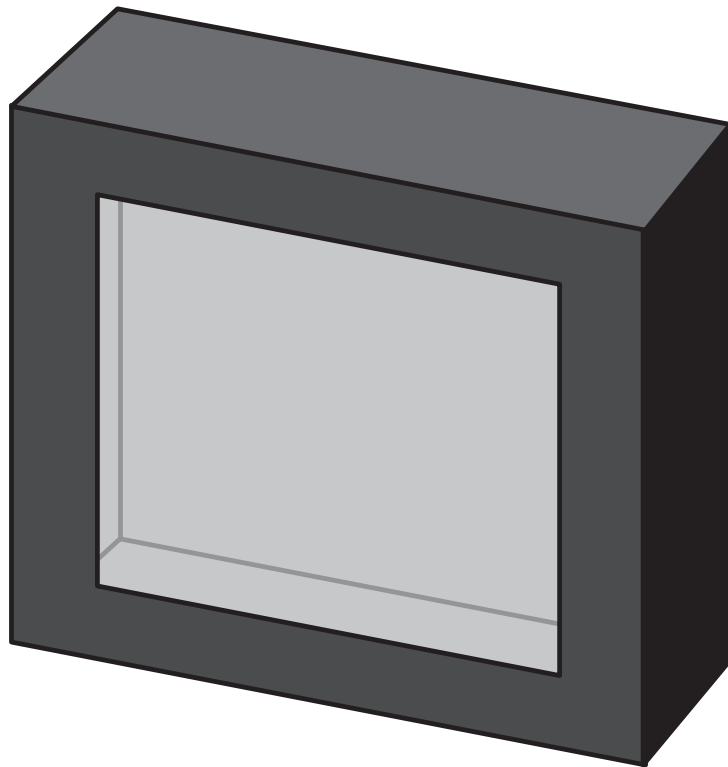
## Project



**Create your own  
theatre play.**



**You can find it on pages  
133-143 / 103-112.**



# Unit 8: Daedalus and Icarus

## Unit evaluation

How many stars for...?


### The story



### Songs and rhymes



### Games / puzzles



# Unit 8: Daedalus and Icarus

Which are your favourite words and phrases? Write and say.



.....

.....

.....

.....

.....

# Unit 9: Planet Recyclon

## Unit 9


# Planet Recyclon

## Lesson 1: In the forest






# Unit 9: Planet Recyclon

## 1. Look and write.




She's working  
in the garden

.....





# Unit 9: Planet Recyclon

## 2. Match and write.



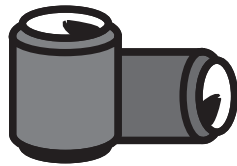
- Don't litter.
- Recycle.
- Don't cut down trees.
- Keep the forest clean.
- Don't waste water.




# Unit 9: Planet Recyclon



3. Write the words and sing the song.



Recycle \_\_\_\_\_ ,




don't cut down \_\_\_\_\_ .



Save \_\_\_\_\_ , do it, please!

Help the \_\_\_\_\_ ,  
keep it green.



Love the \_\_\_\_\_ ,  
keep it clean!



# Unit 9: Planet Recyclon

# Unit 9: Planet Recyclon



4. Do the crossword and find the magic phrase.




A crossword puzzle grid with the following clues and starting letters:

- A.** Across 1: 6 cells, starting with **1**.
- B.** Down 1: 6 cells, starting with **4**.
- C.** Across 2: 3 cells, starting with **6**.
- D.** Down 2: 5 cells, starting with **3**, containing letters **w**, **a**, **t**, **e**.
- E.** Across 3: 4 cells, starting with **12**.
- F.** Across 4: 5 cells, starting with **8**, containing **10**.
- G.** Across 5: 3 cells, starting with **2**, containing **11**.
- H.** Across 6: 4 cells, starting with **13**, containing **7**.

1   2   3   4   **t**   5   6   7   8   9   10   11   12   13

# Unit 9: Planet Recyclon

A.




B.



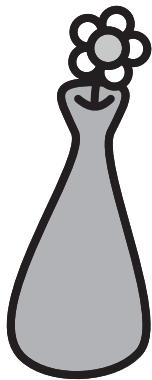
C.



D.




E.




F.



G.



H.




# Unit 9: Planet Recyclon

## Lesson 2: The green planet

### 1. Put in order.




Why are you cutting down the trees?




What are they doing?  
Are they cutting down trees?



# Unit 9: Planet Recyclon




I'm hungry!  
I've got no food  
to eat. Where  
are my  
bananas?



It's time for  
lunch. I'm  
hungry. Oh,  
look! Bananas!



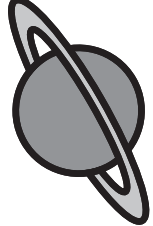







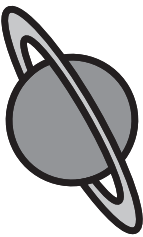







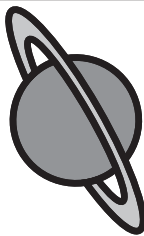




1. .... 2. .... 3. .... 4. ....

# Unit 9: Planet Recyclon



2 Listen and go to...



<b>Forest</b>						<b>start</b>
<b>School</b>						
<b>Recyclon</b>						
<b>Garden</b>						

# Unit 9: Planet Recyclon

# Unit 9: Planet Recyclon



## 3. Are you green?

Do you...	1	2	3
1. ...recycle cans?			
2. ...waste water?			
3. ...recycle paper?			
4. ...litter?			
5. ...recycle glass?			
6. ...use paper bags?			

**1 ALWAYS    2 SOMETIMES    3 NEVER**

## Unit 9: Planet Recyclon

What's your score?

Look at the bottom of the page

- 9-12:** You are green! You love the Earth.
- 5-8:** You must try more! Help the Earth.
- 0-4:** You don't take care of the Earth. It's not right.

---

6. always = 2, sometimes = 1, never = 0  
5. always = 2, sometimes = 1, never = 0  
4. always = 0, sometimes = 0, never = 2  
3. always = 2, sometimes = 1, never = 0  
2. always = 0, sometimes = 1, never = 2  
1. always = 2, sometimes = 1, never = 0

Score:

# Unit 9: Planet Recyclon



## 4. Find the missing word.



**litter, take care, hungry, ~~angry~~,  
recycle, cut down,**

The planet is (1) ..... **angry** ..... There  
is (2) ..... everywhere.

We don't (3) ..... We  
(4) ..... trees. The  
animals have got no food.

They are (5) .....

We don't (6) ..... of the  
Earth. We must do something to  
change things.

# Unit 9: Planet Recyclon

## Lesson 3: Help the planet

### 1. Match the phrases.



1. Don't waste glass bottles.

Give them to other children.

2. Don't use plastic bags.

Use them again.

3. Don't waste paper.

Keep planet Earth clean.

4. Don't waste old clothes.

Use it to write again.

5. Don't litter.



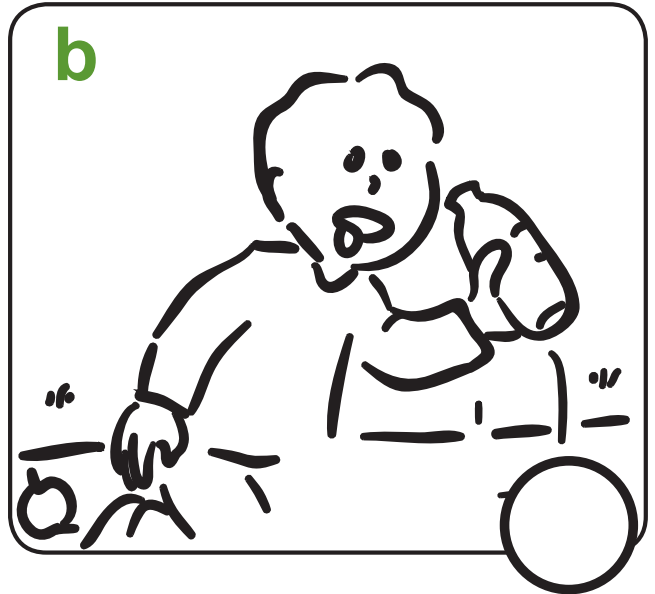
Use paper bags.






# Unit 9: Planet Recyclon



2. Listen and number the pictures.




# Unit 9: Planet Recyclon



# Unit 9: Planet Recyclon




3. Write and tell your friends.



It's **GREEN** to  
clean up the forest.

.....


It's **GREEN** to...



.....



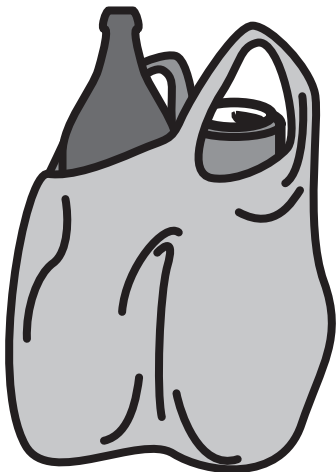


.....



.....

# Unit 9: Planet Recyclon

It's NOT GREEN to...



# Unit 9: Planet Recyclon



4. Write an e-mail to Garth and Kendra.

Dear Garth and Kendra,

Things are changing here on Planet

(1) .....

We are recycling (2) .....

glass and (3) .....

We aren't wasting (4) .....

Dad wants to plant some

(5) ..... and

(6) ..... in the garden.

Mum thinks it's a great idea!

We are all working together.

It's great!

Come and see us!

Mark and Jenny

# Unit 9: Planet Recyclon

## Art time!

Imagine that you visit a school on Planet Recyclon. What do you see?




# Unit 9: Planet Recyclon

## Project



Use recyclable things  
to create your own  
litter monster.






# Unit 9: Planet Recyclon

## Unit evaluation

How many stars for...?


The story



Songs and rhymes




Games / puzzles



# Unit 9: Planet Recyclon

Which are your favourite words and phrases? Write and say.



.....

.....

.....

.....

.....

# Unit 10: The magic island

## Unit 10

# The magic island


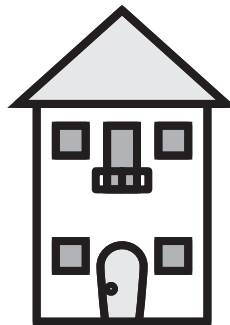
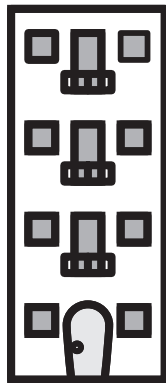
## Lesson 1: Be kind

# Unit 10: The magic island


## 1. Choose and match.



1. Which is the tallest?



2. Which is the shortest?




3. Which is the longest?


## Unit 10: The magic island



4. Which is the coldest?



5. Which is the slowest?



6. Which is the brightest?

# Unit 10: The magic island

## 2. Colour what is polite.




(B)




(A)




(C)



(E)



(D)



# Unit 10: The magic island



## 3. Listen and write.



~~cool~~, kind, impolite, nice, right

It's not ..... **cool** ....., it's not polite!

Calling names is .....

You know it isn't ..... !

Be ....., be .....,

live in a world that you like!



# Unit 10: The magic island



4. Colour and find the magic phrase.

• 1 = yellow

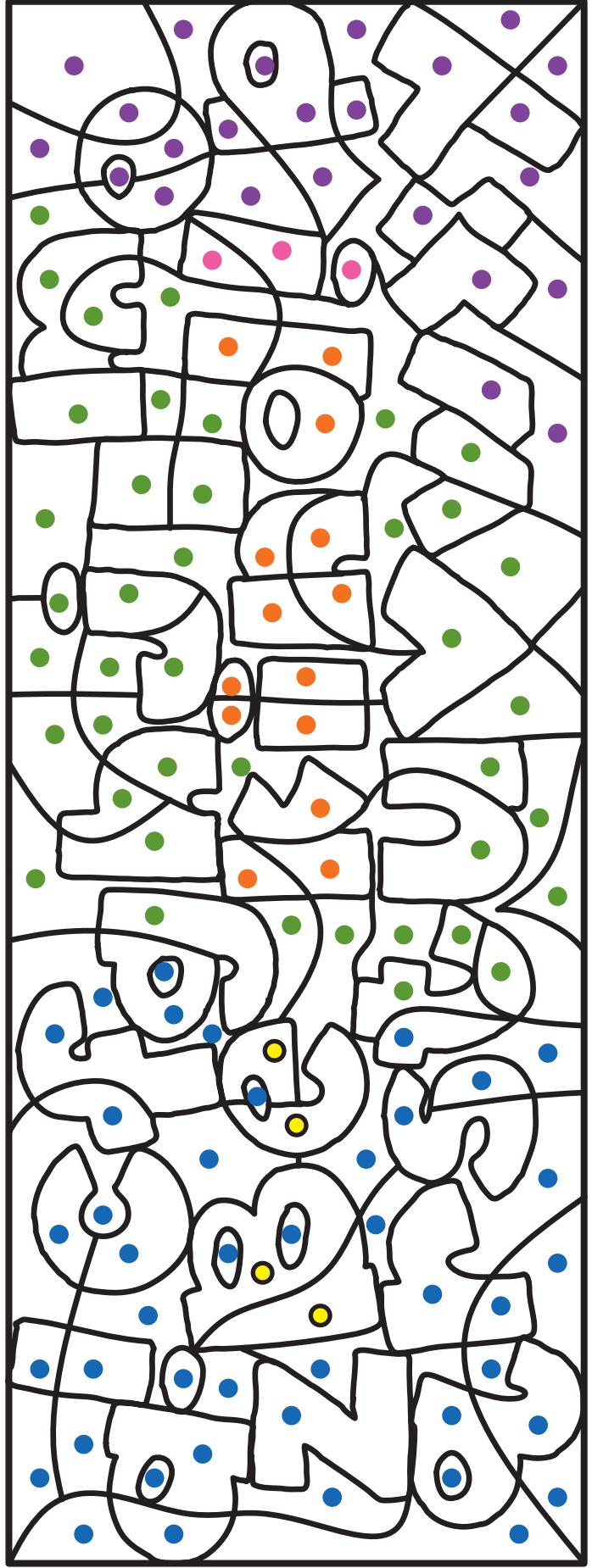
• 2 = purple

• 3 = orange

• 4 = blue

• 5 = pink

• 6 = green




# Unit 10: The magic island

# Unit 10: The magic island

## Lesson 2: Love for people



1. Match and say.




May I come in?

May I go out and play?



May I have some water?




May I have a paper bag, please?


May I take your pen?

# Unit 10: The magic island

D



E




# Unit 10: The magic island



2. Put the words in the correct groups.




~~palace~~, cans, shirt, plastic bags, suit, bottles, trousers, cellar, jacket, treehouse, socks, playing games, prison, playing basketball, glass, playing on the swings, paper, riding a bike, home, swimming




Places


# Unit 10: The magic island



**Recyclable**



**Clothes**



**Activities**

# Unit 10: The magic island



## 3. Circle the phrases.


like a bird she's cooking a meal  
time for lunch  
don't be late join us  
you're welcome that's a brilliant  
idea don't worry I'm flying

time for lunch don't be late join us  
you're welcome that's a brilliant  
idea don't worry I'm flying like a  
bird she's cooking a meal



# Unit 10: The magic island

4. Colour the dots and find the magic word.



# Unit 10: The magic island

## Lesson 3: Magic Gameland!

**1. Can you remember?  
Match the questions  
with the answers.**




- |   |                                       |
|---|---------------------------------------|
| <b>1. Where's the magic stone in Kelly's garden?</b>            | <b>Harry, the hare.</b>               |
| <b>2. What's the colour of the bathroom in Puff's house?</b>    | <b>Icarus.</b>                        |
| <b>3. Who's got the pencil and rubber in the animal school?</b> | <b>It's in the grass.</b>             |
| <b>4. What does Arthur like most?</b>                           | <b>It's green.</b>                    |
| <b>5. Who's getting close to the sun?</b>                       | <b>Spending time with his family.</b> |

# Unit 10: The magic island

2. Can you remember?  
Read and write.

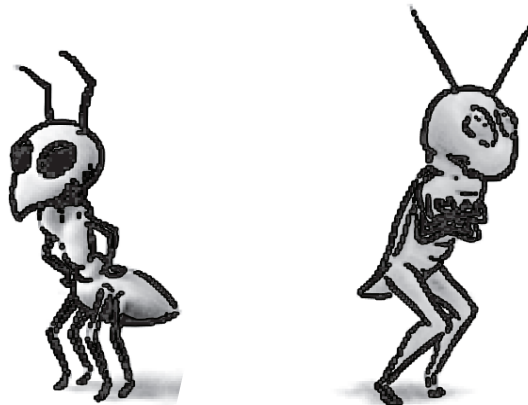


Everybody can do something but  
together **we can do everything!** .....



Easel, the weasel, is running. His  
tummy is empty but .....


.....



Winter is cold, Spring is warm. ....

.....

# Unit 10: The magic island



**It's cool to be different, everybody ..**

.....



**Too long, too short, too dark, too bright, .....**

.....

**People are laughing and I can do nothing. ....**

.....

# Unit 10: The magic island



Icarus, be careful. You are .....

.....



Keep the planet clean! .....

.....

Work together and .....

.....



It's not cool, it's not right. ....

.....


# Unit 10: The magic island



3. Follow the maze and say the magic phrases.








magic  
book  
2





# Unit 10: The magic island

**Monday, Tuesday, Wednesday,  
Thursday, Friday, Saturday, Sunday**



**WHAT MAKES YOU HAPPY?  
FIND THE MAGIC WORD AND COME IN!**

## Unit 10: The magic island



**4. Write the correct answers and find the magic phrase.**

- 1. What's in the box in Kelly's garden?**
- 2. What's the parrot's name on Captain Cook's ship?**
- 3. What's the treasure?**
- 4. What's the colour of the door in Mr Ant's house?**
- 5. Which animal is the fastest in the animal school?**
- 6. Where does Arthur's grandfather listen to music?**
- 7. How many people from Planet Recyclon can you spot in Lesson 2?**
- 8. Who's wearing a jacket in the magic book 2?**
- 9. What do Daedalus and Icarus use to make their wings?**
- 10. What does Easel, the weasel, eat on Monday and Tuesday?**



# Unit 10: The magic island

1. A 13 and a 15

2. <sup>1</sup> S m a r t y .

3. 3 12

4. 4

5. 9

6. 6 14

7. 8

8. 5, \_\_\_\_\_

and \_\_\_\_\_

9. 2 and \_\_\_\_\_

10. 16

1 2 3 4 5

6 <sup>r</sup> 7 8 9 10 11 12 13 14 15 16 !

# Unit 10: The magic island

## Art time!

Think of your best friend and draw the feeling of friendship.




# Unit 10: The magic island

## Project



The best things in life are not things. Create a poster to show what's good in your life.



# Unit 10: The magic island

## Unit evaluation

How many stars for...?


The story



Songs and rhymes



Games / puzzles



# Unit 10: The magic island

Which are your favourite words and phrases? Write and say.



.....

.....


.....

.....

.....



# Cut-outs



dragon  
(unit 2)

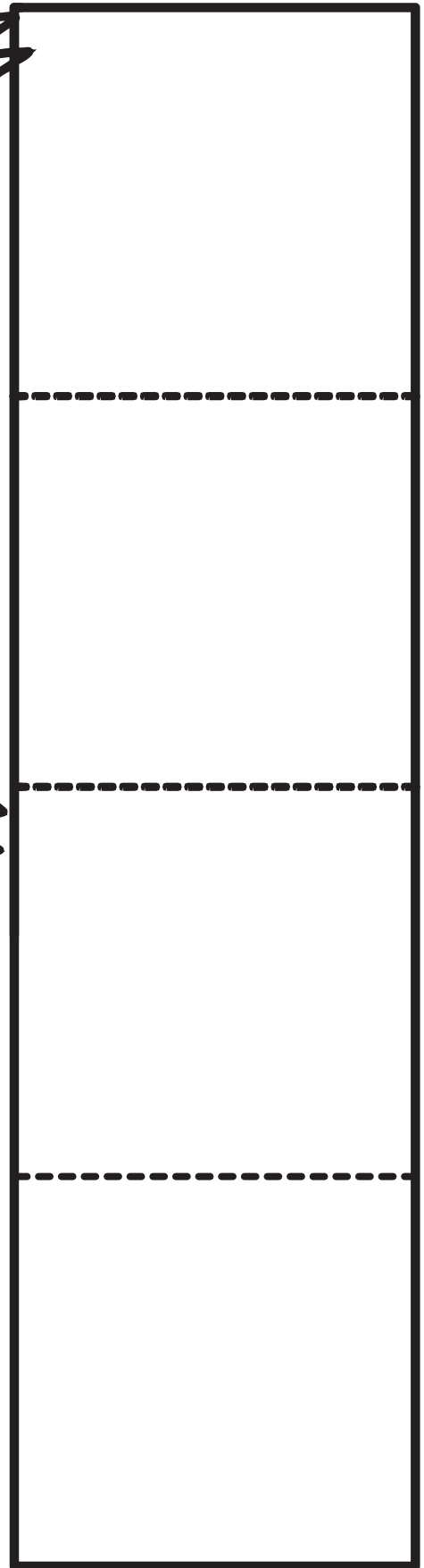




**theatre play (unit 8)**

**wings for  
Daedalus  
king Minos**

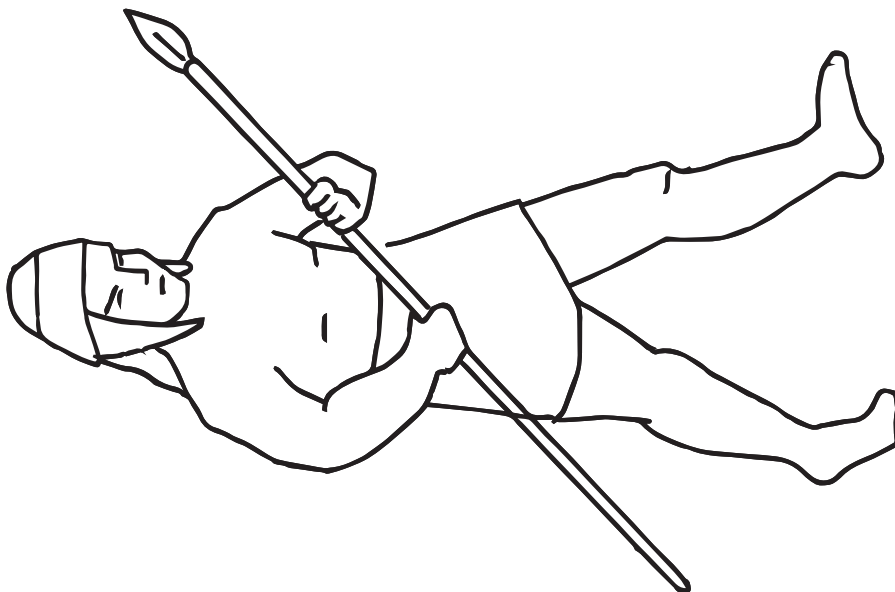
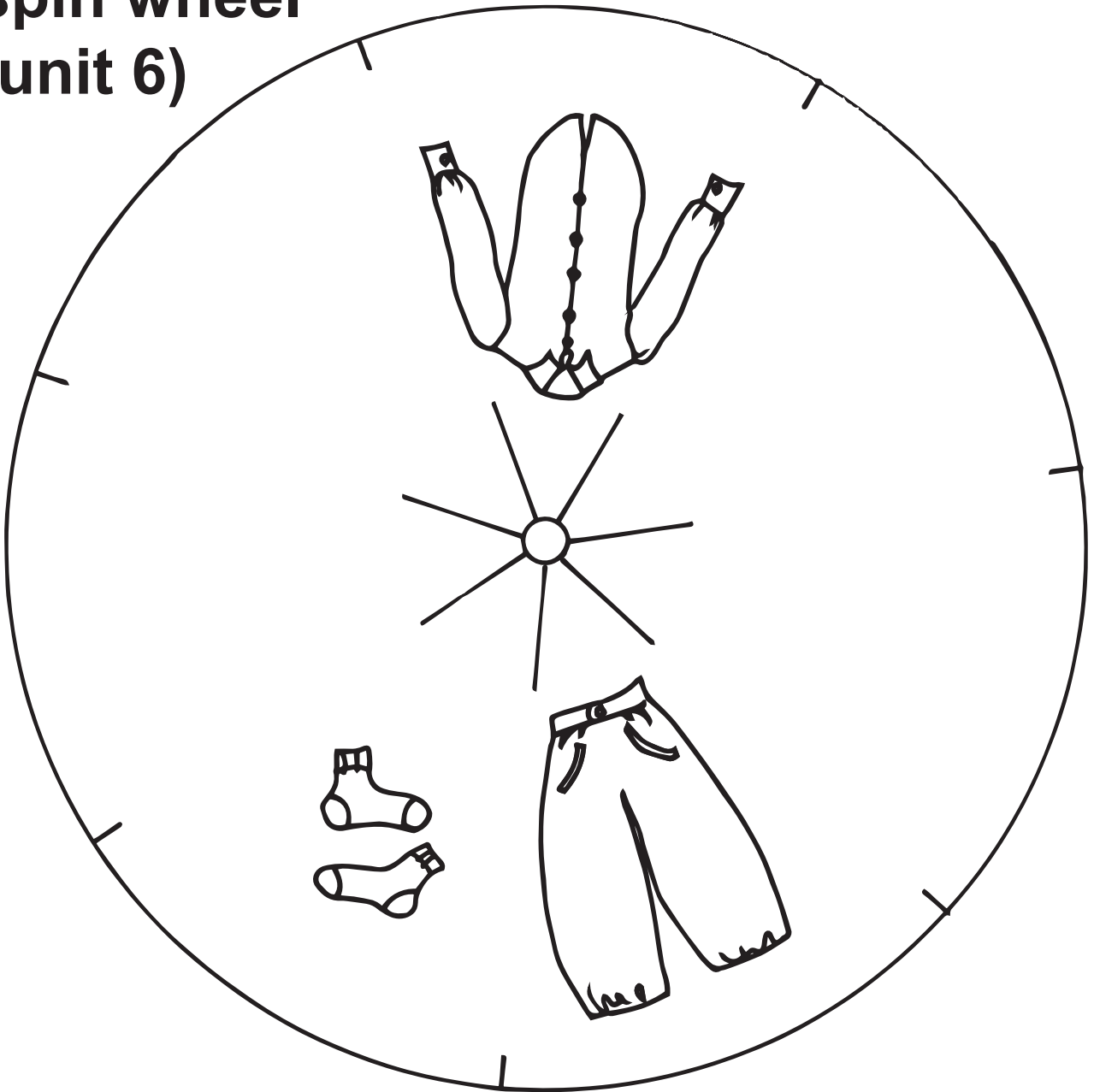
**Cut-outs**



**season  
book  
(unit 3)**

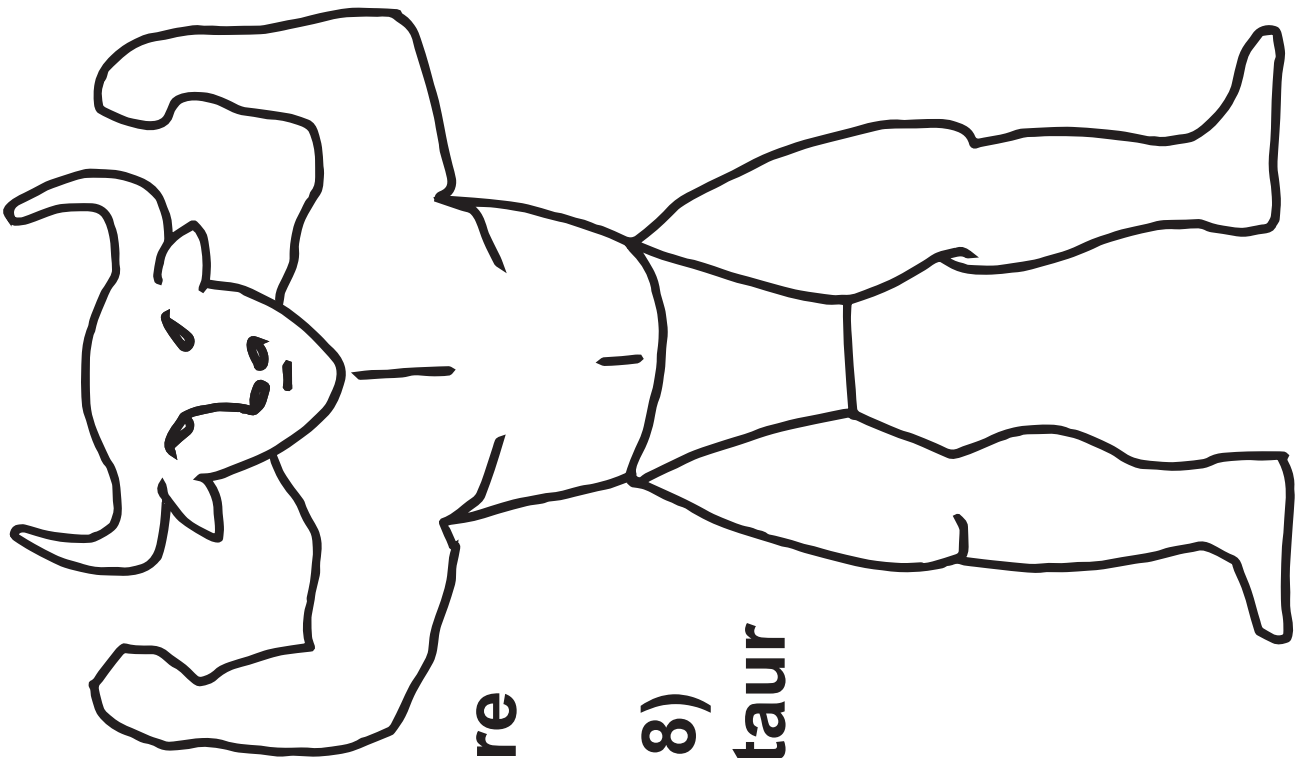
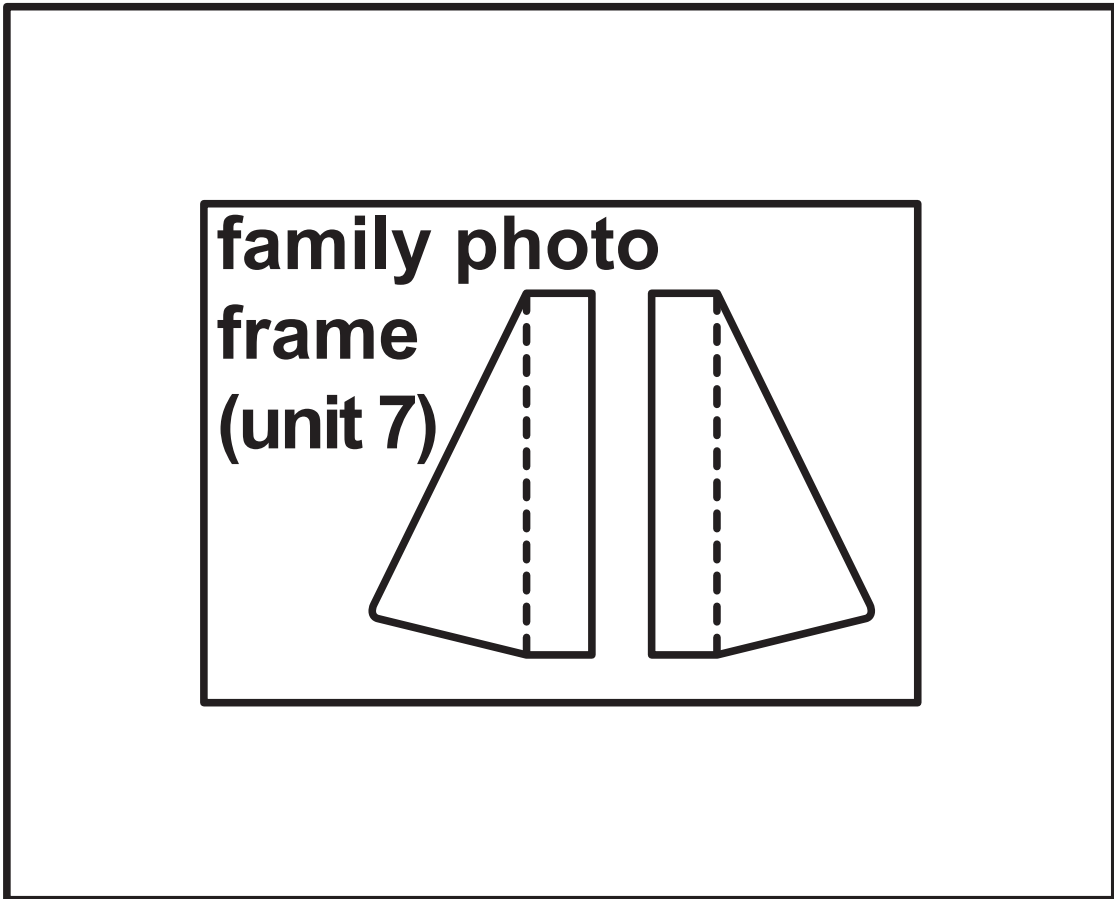


**spin wheel  
(unit 6)**



**theatre play  
(unit 8)  
guard**





**theatre  
play  
(unit 8)  
Minotaur**





theatre play

(unit 8)

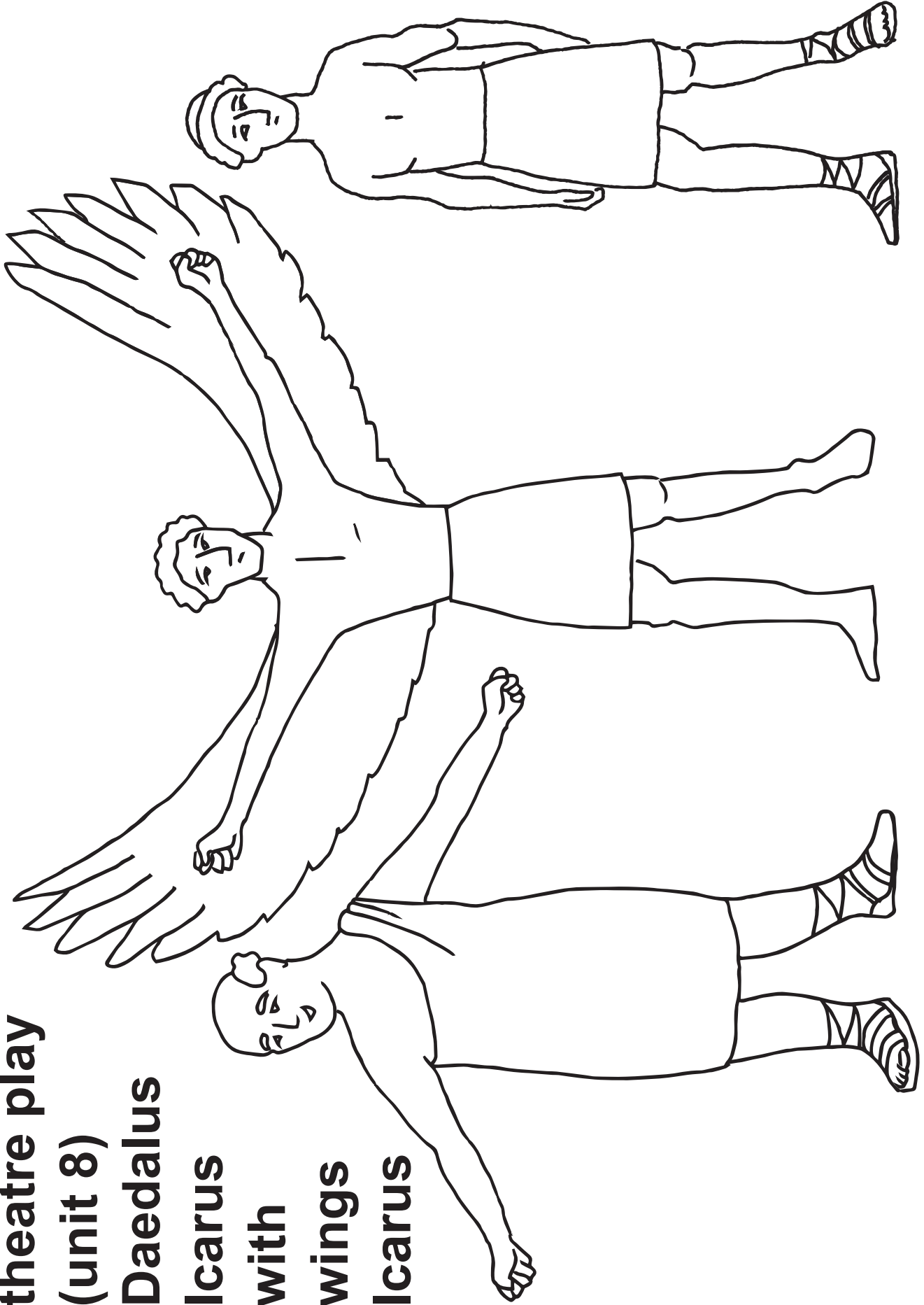
Daedalus

Icarus


with

wings

Icarus

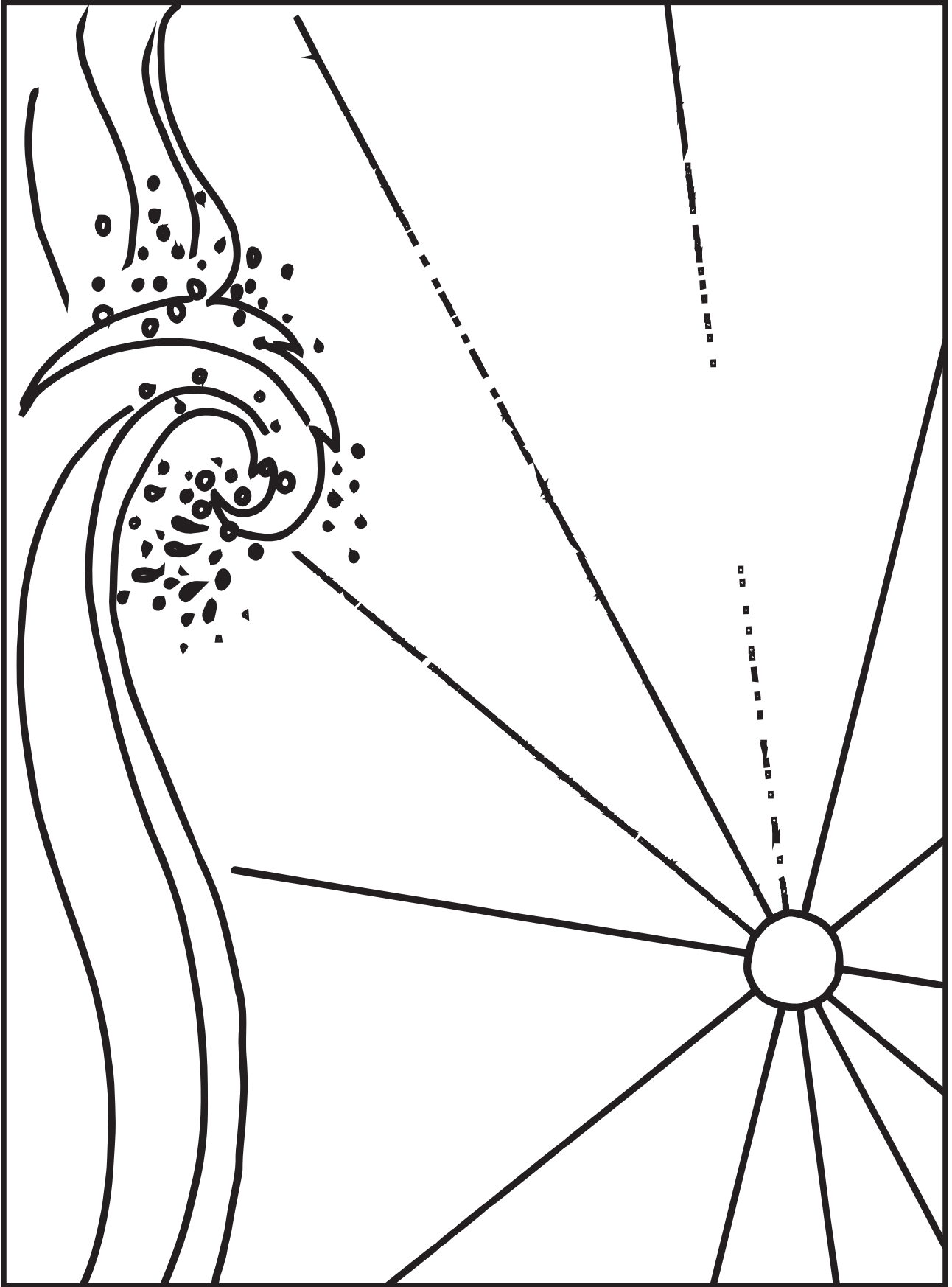






theatre play (unit 8) palace





theatre play (unit 8) sea

# Table of Contents

## Volume 3

### **5 Unit 6: THE EMPEROR'S NEW CLOTHES**

- 5 Lesson 1: Nothing looks right**
- 14 Lesson 2: The emperor's  
special suit**
- 19 Lesson 3: At the festival**

### **29 Unit 7: ARTHUR AND HIS FAMILY**

- 29 Lesson 1: Play with me**
- 38 Lesson 2: We can't find  
Arthur!**
- 46 Lesson 3: My favourite place**

**56 Unit 8: DAEDALUS AND  
ICARUS**

- 56 Lesson 1: The palace of Minos**
- 62 Lesson 2: In prison**
- 70 Lesson 3: Icarus in the sea**

**81 Unit 9: PLANET RECYCLON**

- 81 Lesson 1: In the forest**
- 88 Lesson 2: The green planet**
- 95 Lesson 3: Help the planet**

**105 Unit 10: THE MAGIC ISLAND**

- 105 Lesson 1: Be kind**
- 112 Lesson 2: Love for people**
- 118 Lesson 3: Magic Gameland!**

**131 CUT - OUTS**







**Βάσει του ν. 3966/2011 τα διδακτικά βιβλία του Δημοτικού, του Γυμνασίου, του Λυκείου, των ΕΠΑ.Λ. και των ΕΠΑ.Σ. τυπώνονται από το ΙΤΥΕ - ΔΙΟΦΑΝΤΟΣ και διανέμονται δωρεάν στα Δημόσια Σχολεία. Τα βιβλία μπορεί να διατίθενται προς πώληση, όταν φέρουν στη δεξιά κάτω γωνία του εμπροσθόφυλλου ένδειξη «ΔΙΑΤΙΘΕΤΑΙ ΜΕ ΤΙΜΗ ΠΩΛΗΣΗΣ». Κάθε αντίτυπο που διατίθεται προς πώληση και δεν φέρει την παραπάνω ένδειξη θεωρείται κλεψίτυπο και ο παραβάτης διώκεται σύμφωνα με τις διατάξεις του άρθρου 7 του νόμου 1129 της 15/21 Μαρτίου 1946 (ΦΕΚ 1946,108, Α').**

**Απαγορεύεται η αναπαραγωγή οποιουδήποτε τμήματος αυτού του βιβλίου, που καλύπτεται από δικαιώματα (copyright), ή η χρήση του σε οποιαδήποτε μορφή, χωρίς τη γραπτή άδεια του Υπουργείου Παιδείας, Έρευνας και Θρησκευμάτων / ΙΤΥΕ - ΔΙΟΦΑΝΤΟΣ.**